

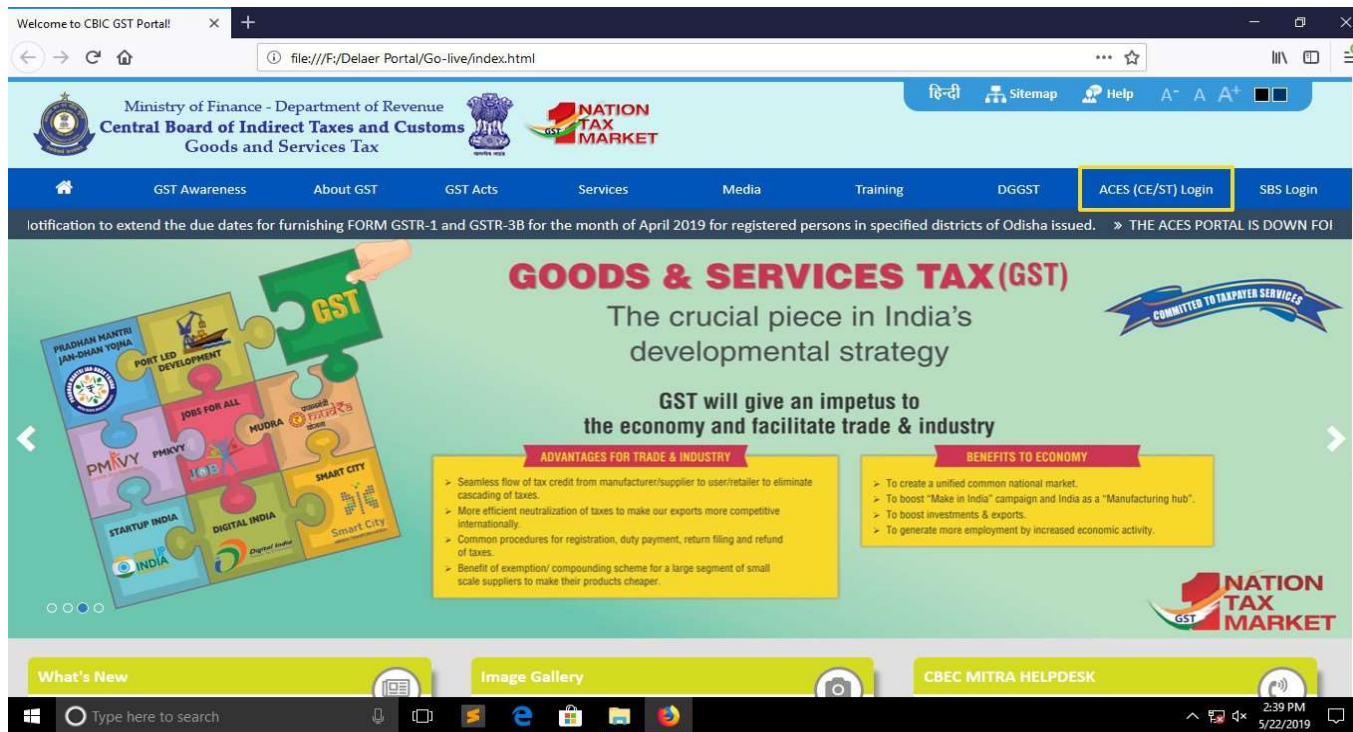
## **ADVISORY FOR EXISTING CENTRAL EXCISE AND SERVICE TAX TAXPAYER FOR ACCESSING THE NEW CBIC-GST TAX PAYER PORTAL**

### **(CBIC-ACES-GST INTEGRATED APPLICATION)**

Attention is drawn to the existing ACES Portal namely [www.aces.gov.in](http://www.aces.gov.in), the tax payer portal for online functionalities under Central Excise and Service Tax. The functionalities of ACES have been migrated and integrated with CBIC-GST Application now and available for tax payers under the CBIC-GST portal namely [www.cbic-gst.gov.in](http://www.cbic-gst.gov.in) with effective from 26<sup>th</sup> May 2019 vide Central Excise Notification No.01/2019-CE(NT) dated 08.05.2019 read with Board's Circular No. 1069/2/2019/2019-CX dated 08.05.2019 issued in this regard.

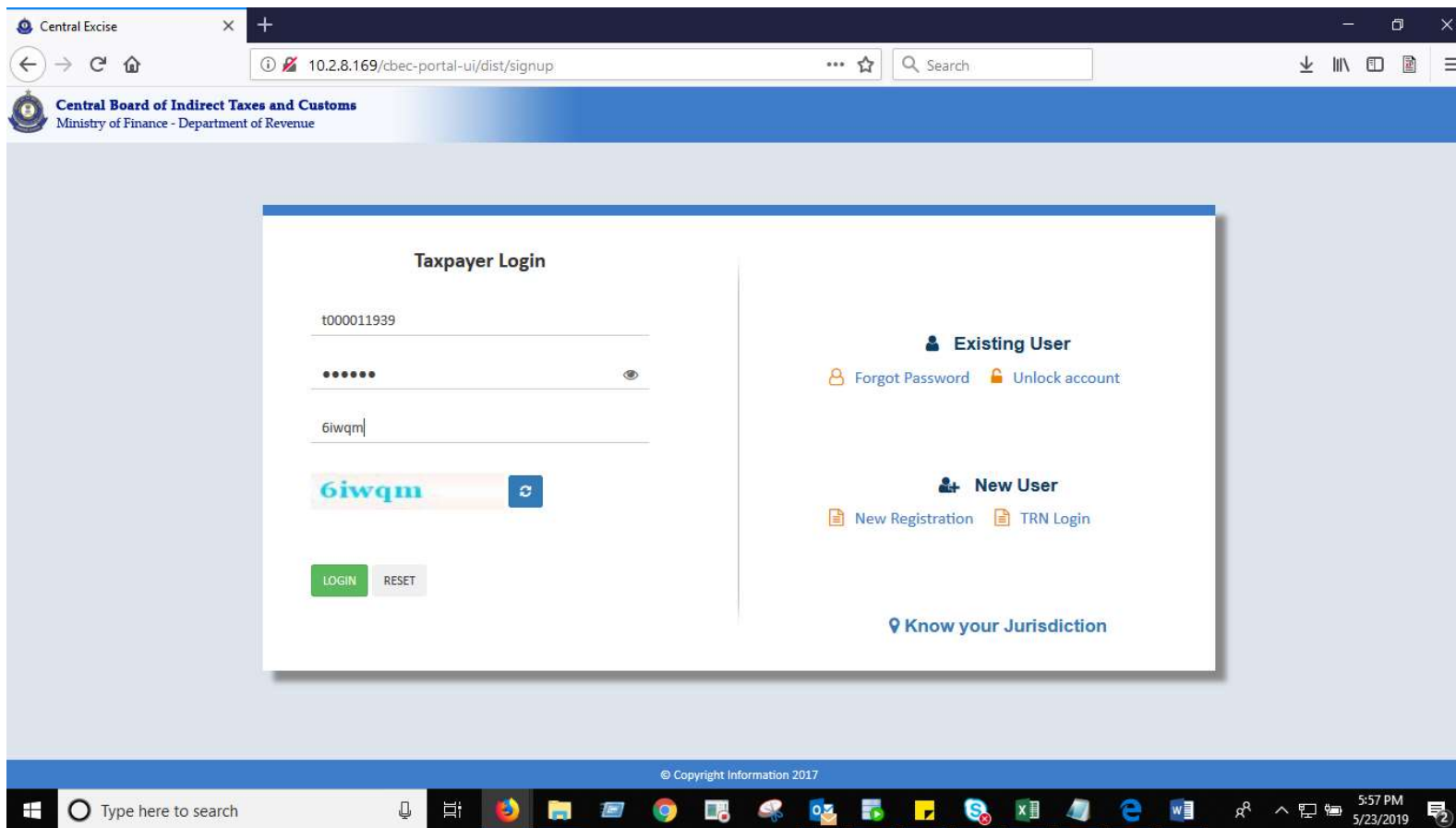
The procedure for existing tax payers to login and register under Central Excise is explained as follows:

1. The integrated CBIC Tax Payer portal for Central Excise, Service Tax and GST purpose is [www.cbic-gst.gov.in](http://www.cbic-gst.gov.in)

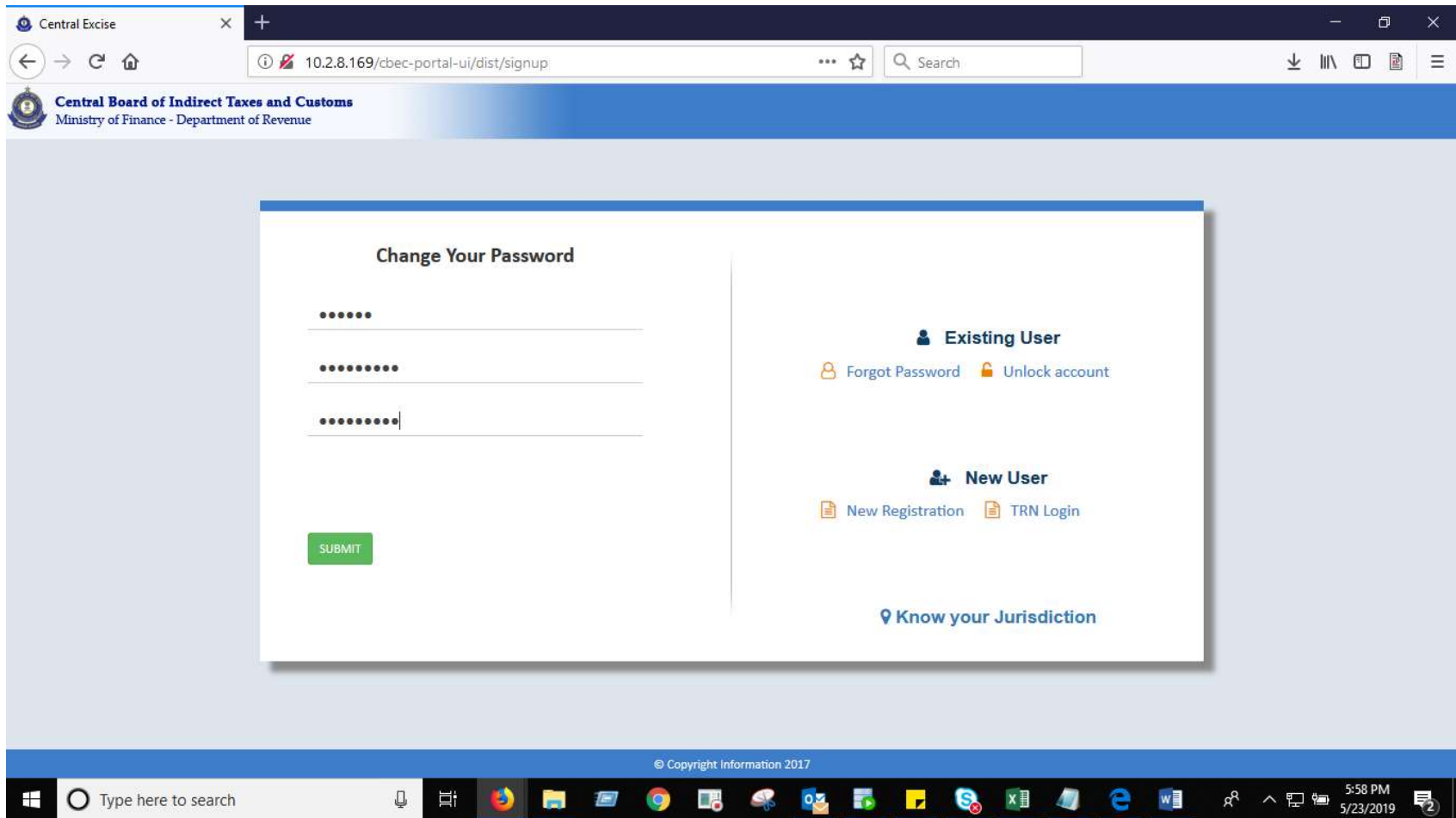


The screenshot displays the CBIC GST Portal interface. At the top, the header includes the Ministry of Finance - Department of Revenue, Central Board of Indirect Taxes and Customs, Goods and Services Tax, and the NATION TAX MARKET logo. The navigation menu contains links for GST Awareness, About GST, GST Acts, Services, Media, Training, DGGST, ACES (CE/ST) Login (highlighted with a yellow box), and SBS Login. Below the navigation menu, a notification banner reads: "Notification to extend the due dates for furnishing FORM GSTR-1 and GSTR-3B for the month of April 2019 for registered persons in specified districts of Odisha issued. » THE ACES PORTAL IS DOWN FOR". The main content area features a large banner for "GOODS & SERVICES TAX (GST)" with the text "The crucial piece in India's developmental strategy" and "GST will give an impetus to the economy and facilitate trade & industry". The banner includes a puzzle graphic with pieces labeled "GST", "PMKVY", "STARTUP INDIA", "DIGITAL INDIA", "SMART CITY", "MUDRA", "JOBS FOR ALL", "PORT LED DEVELOPMENT", and "PRADHAN MANTRI JAN-DHAN YOJNA". Below the banner, there are two columns of text: "ADVANTAGES FOR TRADE & INDUSTRY" and "BENEFITS TO ECONOMY". The footer contains sections for "What's New", "Image Gallery", and "CBEC MITRA HELPDESK". The Windows taskbar at the bottom shows the time as 2:39 PM on 5/22/2019.

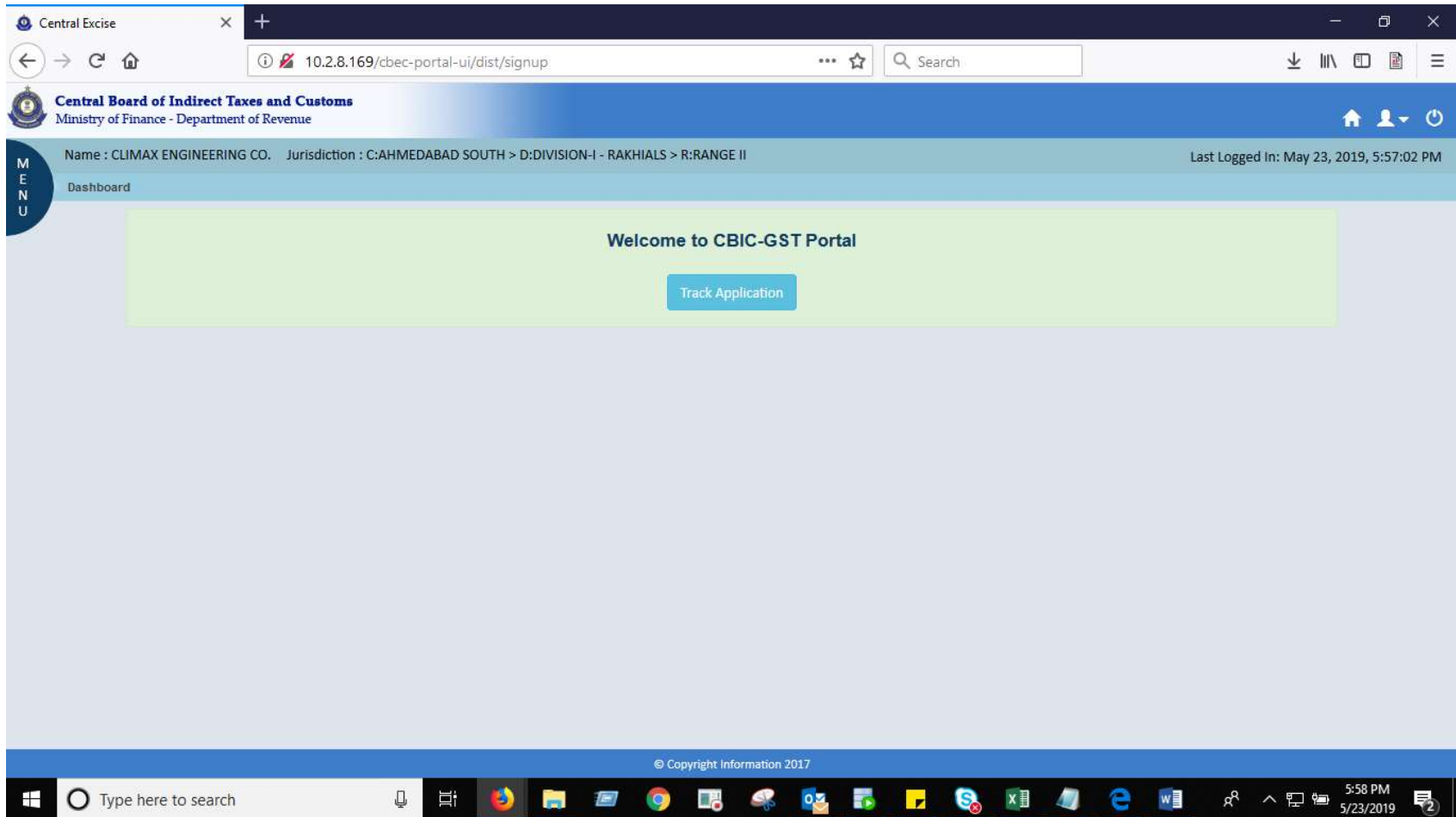
2. The existing tax payer applicant will access the CBEC-GST tax payer portal namely the URL <https://cbic-gst.gov.in> and click on the link for “**ACES( CE&ST)**” on the Horizontal Menu Bar on the Top. The link leads to the ACES(CE &ST) Taxpayer login page.
3. In the “Taxpayer Login”, the applicant need to provide **existing** user id and password credentials (**used by them to login to ACES portal**) as illustrated below:

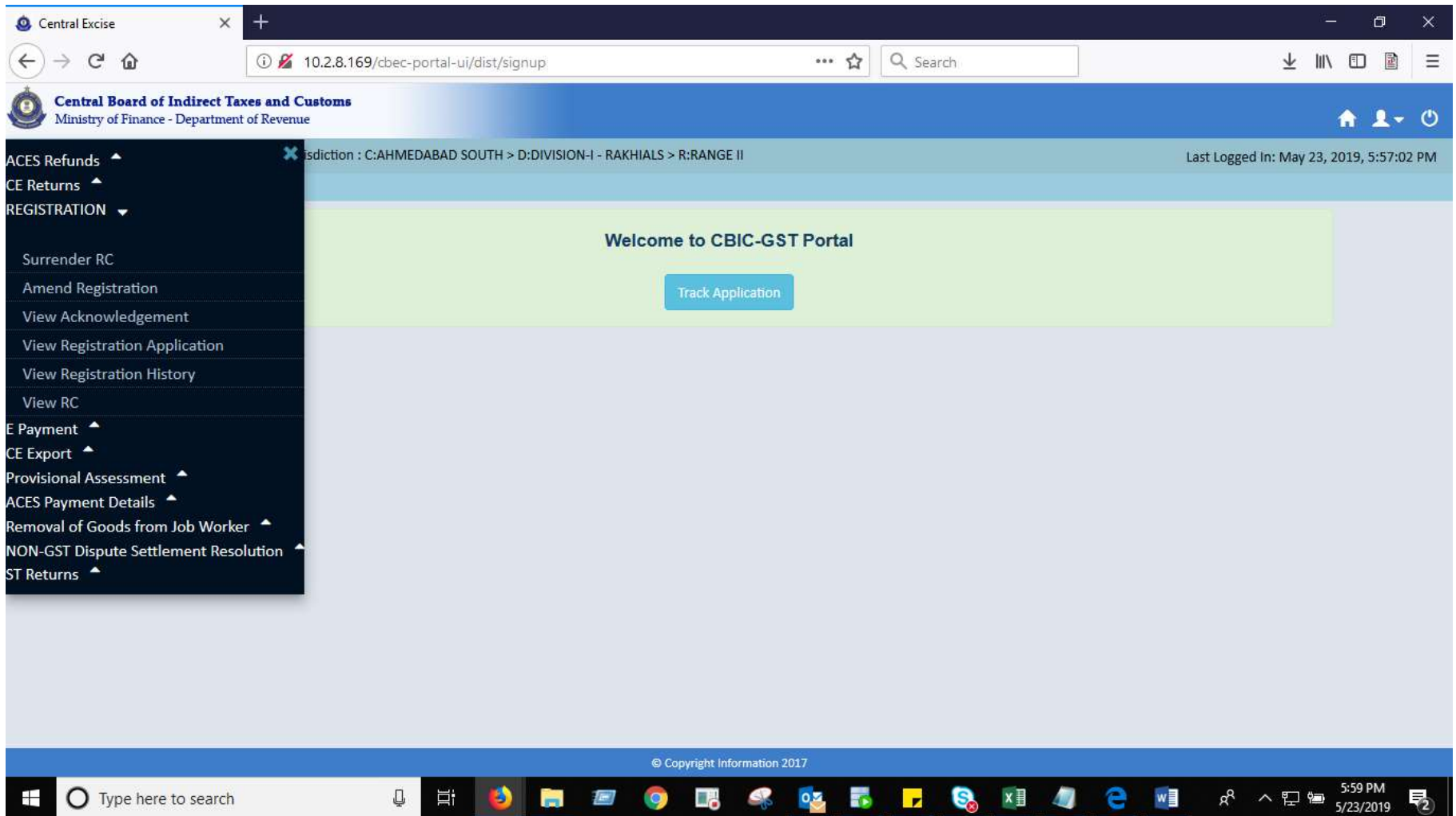


4. On successful authentication, the user will be mandated to change the password.



5. Thereafter, the taxpayers can login to the CBIC GST integrated portal i.e, [www.cbic-gst.gov.in](http://www.cbic-gst.gov.in) with user id and the new password to do the transactions, like Amendments to Registration, filing of returns, filing of refund claims etc. as carried out earlier in the ACES portal([www.aces.gov.in](http://www.aces.gov.in)).





6. If the Taxpayer is facing any issue while accessing the CBIC GST portal or changing the Password, the Taxpayer can contact the **cbecmitra helpdesk** either through calling the toll free number-**18001200232** or through [mail-cbecmitra.helpdesk@icegate.gov.in](mailto:cbecmitra.helpdesk@icegate.gov.in) for resolution.

